

PREPARING CHILDREN for the RITE of RECONCILIATION

First Penance

Lesson Three

Love One Another

Francine M. O'Connor

Jesus loves you very much. He said, "Love one another as I have loved you." Unscramble the words below the pictures to find ways you can love others as Jesus loves you.



TAEHC AOBTU OGD



FDEE HET ORPO



VSITI TEH CSKI



RPYA



FROGVIE OERTSH

LOVE AS JESUS

You can learn how to love by reading a

When Jesus was a little boy, he obeyed Mary and Joseph. When he grew up, he did what his Father sent him to do. He suffered and died for us. He told his Father, "I will do it your way."

You can love as Jesus loves.

You can listen to your parents and do the things they ask of you. You can remember how they love you and you can love them back. When what your parents ask seems hard to do, remember what Jesus told his Father, and do it their way.



When people had a physical disability, or were sick, Jesus made them well again.

You can love as Jesus loves.


You can visit people who are sick, you can make cards, or write letters to cheer them up.



When the people were hungry, Jesus multiplied the loaves and fish so everyone had enough to eat.

You can love as Jesus loves.

You can give food or clothes to people who help the poor. You can share your toys with friends.



WORDS

HIDDEN IN THIS SQUARE
THAT TELL YOU HOW TO
LOVE. SEE IF YOU CAN

Q	V	S	H
H	G	B	M
E	F	O	R
L	S	P	M
P	W	R	K
V	O	A	U
T	W	Y	X
S	M	I	L

WORDS

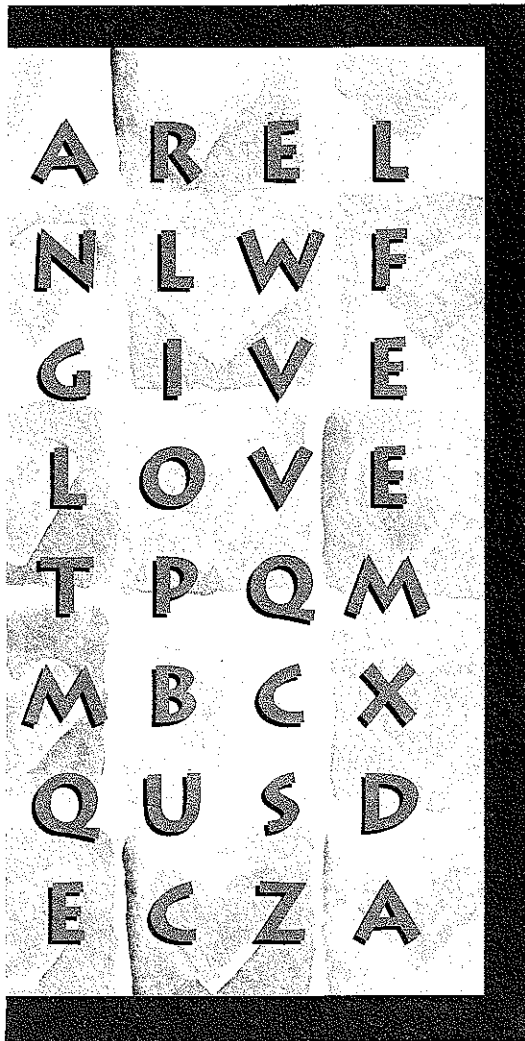
SHARE • HELP • FORGIVE

JESUS LOVES

out the ways that Jesus showed his love.

OF LOVE

ARE ARE SIX WORDS
JESUS WANTS YOU TO
CAN FIND ALL SIX.



D LIST

VE • LOVE • SMILE • PRAY

When people did something wrong, Jesus forgave them. He told them, "Sin no more."

You can love as Jesus loves.

When someone hurts your feelings, you can say, "I forgive you." You can always be kind to others and treat them as friends.



Jesus taught in the Temple. He told the people about God's love. He made them happy by reminding them that God is their loving Father.

You can love as Jesus loves.


When your friends are unhappy, you can tell them you love them. You can plan a special surprise to make them happy again.



Jesus went off all by himself to pray to his Father. When he sat down to dinner, he would thank his Father for the food. And when he wanted to help others, he would say a little prayer.

You can love as Jesus loves.

You can remember to say your prayers every day and at every meal. You can pray for others who are sad or who need special help from God.





ACTIVITY Page

To the Teacher

Be a Good Samaritan

Luke 10:25-37

Jesus told the story of the Good Samaritan to teach us how we should love one another. Each of us is called upon to be a "Good Samaritan" in his or her own life. The entire week can be "Good Samaritan Week." The whole class can work on ways to follow Jesus' command that we love one another. Follow the steps below to initiate the program, then let the children take over.

You will need:

- An 8-1/2" X 11" sheet of paper for each child
- Crayons or markers
- Gold Stars

1. Give each child a sheet of paper. Have them make calendars with "Good Samaritan Week" written across the top.
2. Have the children fold their papers up from the bottom to the edge of the "Good Samaritan" heading. Now fold the paper in half two times, lengthwise. Unfold. The paper will be divided into eight squares. On the top of each of the first seven squares, have the children write the days of the week.
3. Read the story of the Good Samaritan to the class.
4. Have a discussion period during which the children discuss ways in which they have been Good Samaritans in the past.
5. Select seven love-acts from their discussions (helping, sharing, forgiving, and so forth). Have them write one of these acts in the block for each day this week.
6. Tell the children that this week they are to concentrate on a daily love-act. Have them hang their copies of the calendar at home where they will see them every day. Be sure they know they will have to return the calendars at the end of the week.
7. Each time they carry out a love-act, tell them to write it down in the block for that day — or they can put a star or smiling face in the block.
8. At the end of the week, have the children turn in their calendars. If they have succeeded in carrying out their love-acts, write "Good Samaritan Award" in the empty block and decorate it with a gold star.

To the Parents

This is "Good Samaritan Week." The children will bring home "Good Samaritan" calendars. It will be up to you to see that the work, which started in the classroom, is carried out during the week.

Study your child's calendar to see what he or she will be trying to do each day. Give your child opportunities to perform individual love-acts of your own. Choose a night to have a "Good Samaritan" dinner. Let your child plan and help with the meal. Invite a neighbor or relative, perhaps someone who lives alone, to your dinner.

Or you can have a "Good Samaritan" evening during which the whole family writes letters or makes cards for someone who is ill or lonely.

Please see to it that your child returns his or her calendar to class at the end of the week.

From the Catechism of the Catholic Church

- #520 on imitation of Jesus
- #615 on Jesus' obedience
- #1503-5 on Jesus as physician
- #1509 on our duty to heal
- #2607-15 Jesus teaches how to pray



Editor: Lauren K. Borstell
Art and design: Christine Kraus
© 1998 Liguori Publications. One Liguori Dr.,
Liguori, MO 63057-9999. Published with
ecclesiastical approval. Printed in U.S.A. All rights
reserved. It is a violation of copyright law to
reproduce all or part of this material without the
permission of Liguori Publications. Scripture
quotations are taken from the *Contemporary
English Bible*, © American Bible Society, 1995.
Reprinted with permission. All rights reserved.

PREPARING CHILDREN for the RITE of RECONCILIATION

First Penance

Lesson Four

God's Rules

Francine M. O'Connor

- 1. You shall honor no other god but me.**
(Always put God first in everything you do.)
- 2. You shall not misuse the name of the Lord your God.**
(God's name is a prayer. Always say it with love.)
- 3. Remember to keep holy the Sabbath day.**
(Celebrate with Jesus every week in holy Mass.)
- 4. Honor your father and your mother.**
(Obey and help your parents.)
- 5. You shall not kill.**
(Always be kind to others.)
- 6. You shall not commit adultery.**
(Be loyal to your family and friends.)
- 7. You shall not steal.**
(Take care of things that belong to others.)
- 8. You shall not bear false witness against your neighbor.**
(Tell only good and truthful things about others.)
- 9. You shall not covet your neighbor's wife.**
(Don't be jealous of other friendships.)
- 10. You shall not covet your neighbor's goods.**
(Don't be jealous of what others have.)

God wants us to stay close. But we need to know how to do this. So God gave us directions to follow. These directions are called the Ten Commandments or God's Rules.

Jesus added two more rules.

You shall love the Lord your God with all your heart, with all your soul, and with all your mind.

You shall love your neighbor as yourself.

If we follow these two Great Rules, we will have no problem following the Ten Commandments.

It's All About

Jenny was very, very worried. She loved God with all her heart. But sometimes things happened that Jenny just couldn't help. Once she broke her brother's toy when she was playing with it. And when she painted a picture for Dad, she spilled paint on the living room rug. Jenny thought God wouldn't love her. These were such terrible sins.

Oh, but Jenny was very wrong! It was an accident when she broke the toy. It was a mistake to paint in the living room. *Accidents and mistakes are not sins.* You cannot commit a sin by accident. You cannot commit a sin by mistake. You always have a choice: *To love or not to love!* You sin when you choose not to love. God's rules teach you how to love.

Think about God every day.

Remember to say your prayers.

Obey the first commandment.

God's name is a holy name.

Use God's name in thanks for God's love.

Obey the second commandment.

Be with Jesus at holy Mass.

Make Sunday a special God-day.

Obey the third commandment.

Be a kind and helpful child at home.

Love your parents with all your heart.

Obey the fourth commandment.

Never hurt anyone on purpose.

Treat your friends and neighbors kindly.

Obey the fifth commandment.

Remember that your family is holy.

Be loving and good to each other.

Obey the sixth commandment.

Take care of things that belong to others.

Always return toys you have borrowed.

Obey the seventh commandment.

Don't tell lies about others.

Always say good and truthful things.

Obey the eighth commandment.

Don't be jealous of other friendships.

Every person is special in different ways.

Obey the ninth commandment.

Don't be jealous of what others have.

Be happy with what God has given you.

Obey the tenth commandment.

You are God's very special child.

Nothing can change

God's love for you — not accidents, not mistakes, not even sins!

Always remember God's rules of love!



Count Love

Accidents, Mistakes, and Sins

Do you know the difference between an accident, a mistake, and a sin? Look at these pictures. Put a big A by the accident, a big M by the mistake, and a big S by the sin.



ACTIVITY Page

To the Teacher

**Mt 22:34-40; Ex 20:1-17; Dt 5:6-21;
Mk 12:28-34; Lk 10:25-28**

It is important that children know not only what actions are sins but also what actions are not sins (accidents, mistakes, bad manners, and so forth). Talk to them about things you have done that were accidents or mistakes. Explain that these things made you feel sorry and tell them what you did to make up for them. Once you have established the difference between accidents and sins, have the children answer the questions after each story.

Janie Finds a Dollar

Janie and Mary are very good friends. One day at school, Janie was very sad. She wanted to buy her mother a birthday present, but she didn't have any money. Mary was sad too. Her mother had given her a dollar for lunch money, but she had lost it. When Janie put on her coat to leave that afternoon, she saw Mary's dollar on the floor. Mary didn't see the dollar. "A dollar would buy a nice present for her mother," Janie thought. Mary would never know that Janie found the money.

What do you think Janie should do? What would you do? What would be the love choice? Would it be a sin if Janie kept the money?

Timmy Takes a Ride

Johnny had a new bike. He asked Timmy if he wanted to take a ride. Timmy was very excited about riding Johnny's new bike. He hopped on and rode around the block twice. Each time he passed Johnny, they waved at each other. The third time around the block, a dog came running at Timmy, snapping at his heels. Timmy got so scared he tipped over the bike. The beautiful blue paint got all scratched. Timmy felt like crying. Maybe if he didn't say anything, Johnny would never notice.

Did Timmy commit a sin when he damaged Johnny's bike? Should Timmy tell Johnny about the accident? Can you think of something Timmy can do to make up for scratching Johnny's bike?

Lucy Fails a Test

Lucy has a hard time with arithmetic. Often her answers are wrong. One afternoon, the teacher asked Lucy to come up to the front of the classroom and write an example on the blackboard. Lucy was very scared, but she tried. And guess what? The answer was wrong, just like she feared. She was afraid the teacher would be angry. She thought the class would laugh or that God would be disappointed in her. Lucy was embarrassed.

Did Lucy commit a sin when she got the problem wrong? How would you feel if you were Lucy? How do you think God feels about Lucy's mistake?

To the Parents

The children are learning the difference between mistakes, accidents, and sins. You can underline this message at home every time your child makes a mistake, has an accident, or commits a sin. The important thing is for your child to begin to form a right conscience.

There is a delicate balance between awareness of wrongdoing and a sense of guilt for every little thing that goes wrong. Once your child understands that he or she cannot commit a sin by accident or mistake — that sin requires a decision — this balance will be struck. But it isn't always easy for children to understand this.

To identify the difference, each evening discuss the events of the day with your child. Make notes of both the positive and negative experiences of the day.

Discuss each action with your child. Help make it clear that in order to sin one must first know the difference between right and wrong — and then choose to do the wrong thing. Emphasize the difference between sin and mistakes or accidents. Reinforce the positive actions taken.

From the Catechism of the Catholic Church

- #1749-54 on judgments as good or bad
- #1783-85 on the formation of conscience
- #1846-48 on mercy and sin
- #1849-51 on the definition of sin
- #2052-55 on the Ten Commandments and the Great Commandment



Editor: Lauren K. Borstell

Art and design: Christine Kraus

© 1998 Liguori Publications, One Liguori Dr., Liguori, MO 63057-9999. Published with ecclesiastical approval. Printed in U.S.A. All rights reserved. It is a violation of copyright law to reproduce all or part of this material without the permission of Liguori Publications. Scripture quotations are taken from the *Contemporary English Bible*, © American Bible Society, 1995. Reprinted with permission. All rights reserved.